




SUPER CHIEF

The Workhorse of the Braun Ambulance Models

This rugged heavy duty 170" Type I ambulance is specifically designed to carry more equipment and handle the high demands that are placed on it. The Super Chief is the premier ambulance in the industry, offering a large roomy interior with over 73 inches of headroom and additional storage areas to house all your equipment. A wide choice of colors and materials allow each customer to customize the patient compartment. Many features like our VitalMax™ Lighting System, acrylic countertops and slide-out writing table make patient care easier. Standard features included in the Super Chief are the EZ Glide™ Sliding Door, Eberhard Free Floating Latches and our MasterTech™ Multiplex Electrical Control System.

This module is the ideal complement to the large medium duty chassis that has become popular among fire departments and heavy rescue squads. The Super Chief, with your choice of a DuraStar, Spartan MetroStar, or Freightliner M2 chassis, is loaded with many standard features and large spacious storage compartments. Air ride suspension and SolidBody™ Construction combine to give a smooth, quiet ride with maximum useable customer payload. If you are looking for a top quality, Type I medium duty ambulance, Super Chief is the one you want. Safer, Larger and More Convenient!



Super Chief

Built for Life

Features & Benefits:


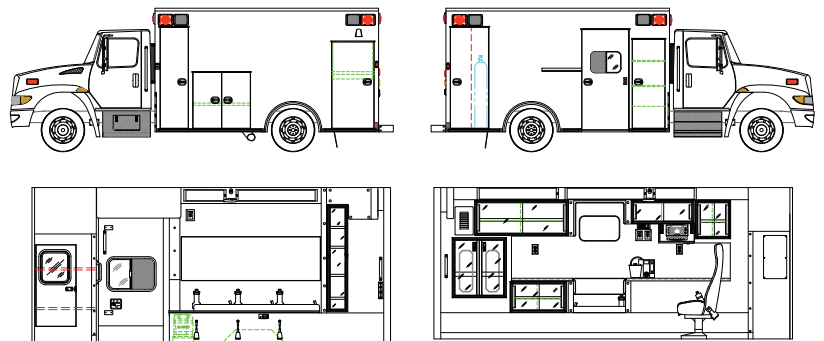
- Braun's Exclusive SolidBody™ Construction | **Safety, Stronger Yet Lighter Module**
- Fully Welded-in Aluminum Interior Cabinetry | **Stronger & Lighter Weight**
- "Take The Edge Off" Rounded Interior Aluminum Cabinets | **Safety**
- Meganite Countertops | **High Quality, Better Aesthetics**
- Aluminum, One-piece Headliner | **Safety, Stronger & Lighter**
- EZ Glide™ Sliding Door | **Safety**
- Versatile Chassis Platforms | **Fits Your Needs**
- VitalMax™ Lighting System | **Superior Shadowless Lighting**
- Eberhard Free Floating Latches | **Ease of Use & Maintenance**
- Anti-corrosion Package | **Prolonged Usage & Better Aesthetics**
- SealTite™ Doors | **Eliminates Weather & Road Debris Entering Compartment**
- MasterTech™ Multiplex Electrical Control System | **Ease of Use & Maintenance**
- Life-Time Transferable Structural Warranty | **Greater Value & Lower Life Cycle Cost**
- Custom Aluminum Cab Console | **Fits Your Needs**



Quick Glance - Standard Specifications

Super Chief	DuraStar	Ford F-650	Freightliner M2	Spartan MetroStar
Wheel Base	173	182	175	162
Overall Length	291.5	297.5	292.5	324.5
Overall Width	98	98	98	98
Overall Height	112	112	112	118.5
Module Length	170	170	170	170
**Module Width	**96	**96	**96	**96
Module Headroom	73	73	73	73

**Add 2" for overall width to include the rub rails and exterior side warning lights.



PICTURE YOUR NEEDS...
CUSTOMIZED!



Scan for more info.

1170 Production Drive | Van Wert, OH 45891 | 877.201.7280

www.BraunAmbulances.com